

High pressure performance and high volume output with space-saving dimensions.
 Specifically designed for direct insertion in duct systems. Various applications in commercial, industrial and residential areas.

Special features

- Low space requirement and minimal installation costs due to linear throughflow.
- No need for elaborate deflectors.
- Connectors on inlet and outlet side correspond to standard duct Ø.
- Comes with two performance levels; 100% speed-controllable as standard.
- Can be used in any position.
- Long-life ball bearings, designed for 30000 operating hours.
- Problem-free maintenance and cleaning without dismantling the duct system due to the removable fan unit.
- Fan unit with terminal box can be rotated into any position.
- Integrated mounting bracket for easy installation to walls and ceilings.

Common features

Casing

The fan unit can be removed

from the duct casing with integrated mounting bracket by loosening the clamp. All components are made of impact-resistant and corrosion-resistant plastic. Colour: Light grey.

Power control

With two performance levels as standard using an external operating switch MVB (accessories). Also with continuously variable control through electronic controller or five-step transformer.

Motor

Enclosed, ball bearing mounted motor with humidity protection, insulation class F, for continuous operation, maintenance-free and radio interference-free.

Motor protection

Through thermal overload protection in the winding.

Noise

See information on page 371.

Description MV

Impeller

Optimised for high pressure performance and volume output, made of high-quality plastic.

Electrical connection

Spacious terminal box (IP44) on outside of casing; can be rotated into any position.

Installation

No restrictions in any position (horizontal, vertical, diagonal) through corresponding installation for supply or extract ventilation. Installation in duct system, preferably away from the room to be ventilated for less noise.

Description MVZ

Two MV fans arranged in series, connected by a sleeve and mounted on a shared base plate. Delivered as a ready-to-install kit.

The pressure performance is approximately doubled through series operation.

Impeller

As described on the left.

Electrical connection

Each fan is equipped with its own terminal box on the outside of the casing.

A coupling relay must be provided according to the wiring diagram for controlling the two fans at two performance levels via one operating switch MVB (ac-

cessories) or one on-site changeover switch. The high performance level must be connected when using speed controllers.

Installation

No restrictions in any position (horizontal, vertical, diagonal) through corresponding installation for supply or extract ventilation. Installation in duct system, preferably away from the room to be ventilated for less noise.

Description MVP

Two MV fans arranged in parallel are connected together by inlet and outlet side-mounted rectangular duct connection plates and screwed to mounting rails. Delivered as a ready-to-install kit.

The volume output doubles during parallel operation (joint control).

Impeller

As described on the left.

Power control/Connection

Each fan is equipped with its own terminal box on the outside of the casing.

A coupling relay must be provided according to the wiring diagram for controlling the two fans at two performance levels via one operating switch MVB (accessories) or one on-site changeover switch.

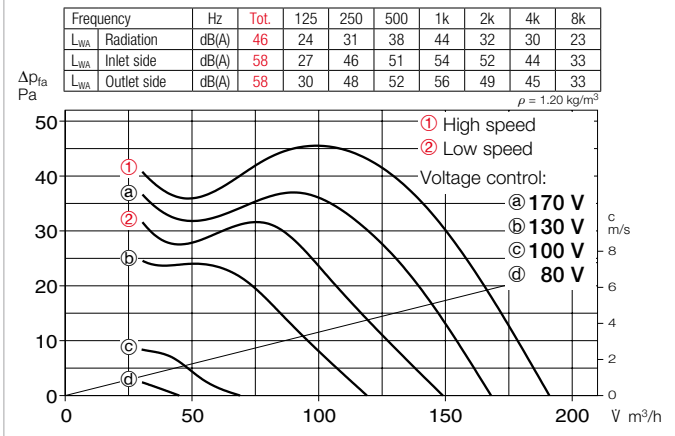
The high performance level must be connected when using speed controllers.

Each fan can also be individually controlled and connected to the second fan if necessary. In order to prevent backflow in this case, two duct shutters (type RSK, accessories) must be provided on the outlet side.

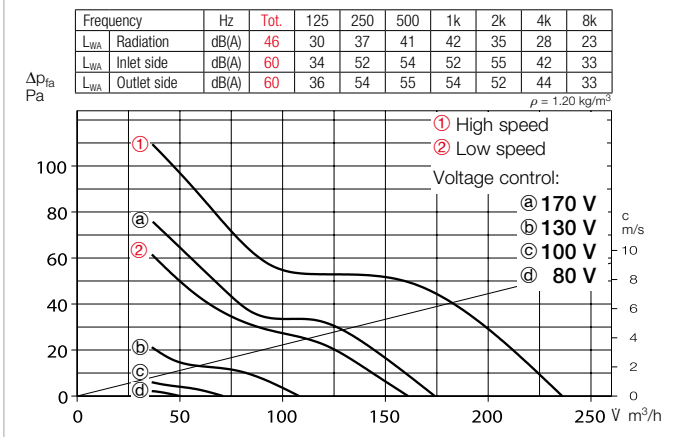
Type	Ref. no.	Conne- ction Ø	Flow rate min./max.	Speed min./max.	Sound pres. lev at 1m		Power consum. min./max.	Current consum. min./max.	Wiring diagram	Max. air flow temp.	Wgt net aprx.	Transformer speed controller 5-step		Electronic* speed controller, cont. variable flush/ surf-mount.	
					Case radiation	Air noise min./max.						Type	Ref. no.	Type	Ref. no.
mm															
m³/h															
min ⁻¹															
dB (A)															
dB (A)															
W															
A															
No.															
+ °C															
kg															
Type															
Ref. no.															
Type															
Ref. no.															
Single-phase alternating current, 230 V, 50 Hz, Capacitor motor, IP44															
MV 100 A	06050	100	150/190	2070/2620	34/38	45/50	12/15	0.05/0.07	844.1	60	1.2	TSW 0.3	03608	ESU1/ESA1	00236/00238
MV 100 B	06051	100	170/240	1590/2170	32/38	46/52	20/23	0.09/0.11	844.1	60	1.7	TSW 0.3	03608	ESU1/ESA1	00236/00238
Double pressure Two level fan unit, 230 V, 50 Hz, Capacitor motor, IP44															
MVZ 100 B	06058	100	170/240	1590/2170	37/43	49/55	40/46	0.18/0.22	845.1	60	4.5	TSW 0.3	03608	ESU1/ESA1	00236/00238
Double volume Parallel twin unit, 230 V, 50 Hz, Capacitor motor, IP44															
MVP 100	06065	-	340/480	1590/2170	35/41	49/55	40/46	0.18/0.22	845.1	60	5.7	TSW 0.3	03608	ESU1/ESA1	00236/00238

* Transformer control units must be provided in noise-relevant cases. Electronic phase angle control can cause disturbing magnetisation humming.

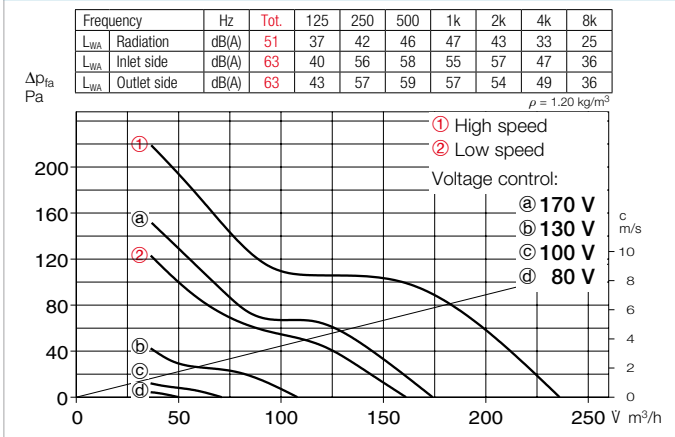
Performance curves MV 100 A – Single level



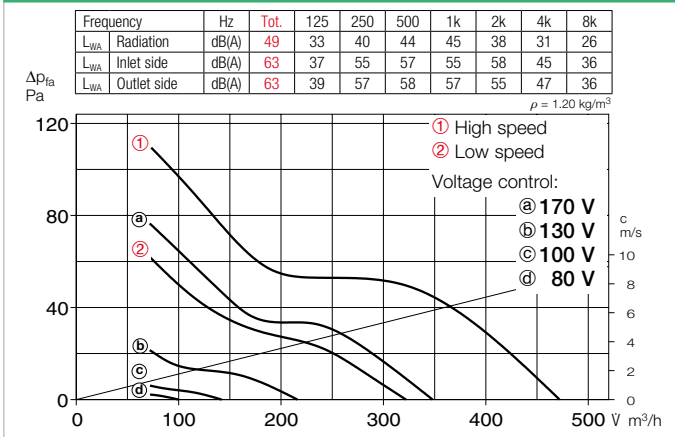
Performance curves MV 100 B – Single level



Performance curves MVZ 100 B – Two level



Performance curves MVP 100 B – Parallel



Accessories for MV and MVZ

Flexible connecting sleeve FM 100 Ref. no. 01681
Includes 2 hose clamps; for installation between fan and duct system. Prevents structure-borne noise transmission and bridges installation tolerances. 2 pcs required for inlet and outlet side application.



External wall shutter VK 100 Ref. no. 00757
Automatic overpressure shutter for external wall connection of air outlet opening. Made of white plastic.



External wall cover grille G 100 Ref. no. 00796
For covering and insertion in round ventilation openings. Made of break-resistant, white plastic.



Protection grille MVS 100 Ref. no. 06071
For inlet and outlet side installation on fan.



Flexible cross talk silencer FSD 100 Ref. no. 00676
Made of aluminium pipe with double-sided plug-in connectors. Sound insulation lining 50 mm thick, installation length 1 m.



Air filter box LFBR 100 Coarse 70%* 08576
Large-surface, installation in round duct system.



Electric heating element EHR-R 0.4/100 0.4 kW No. 08708
In duct casing made of galvanised steel sheet.



Warm water heating element WHR 100 Ref. no. 09479
For installation in duct system.



Accessories for all types

Duct shutter RSKK 100 Ref. no. 05106
Automatic, made of plastic. For installation in pipeline.



Operating switch 0-1-2 MVB Ref. no. 06091
With functions On/Off, Low and high speed.



Transformer speed controller TSW See type table
Five-step, for surface installation.



Electronic speed controller ESU/ESA See type table
For flush/surface installation.



Electronic turn-off delay switch ZNE Ref. no. 00342
With continuously variable turn-off delay periods.



* See product page for detailed description

Round duct fans